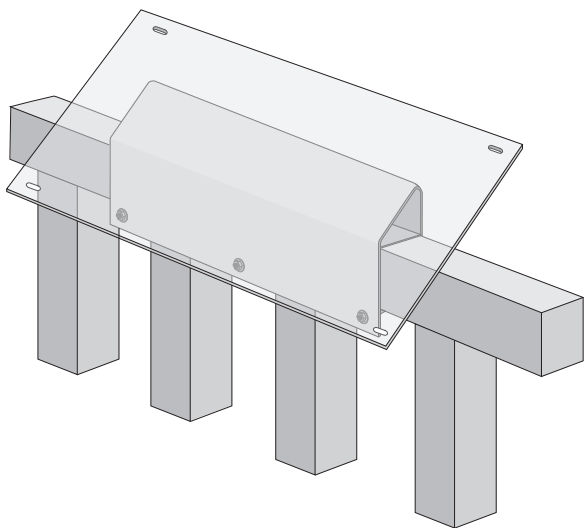


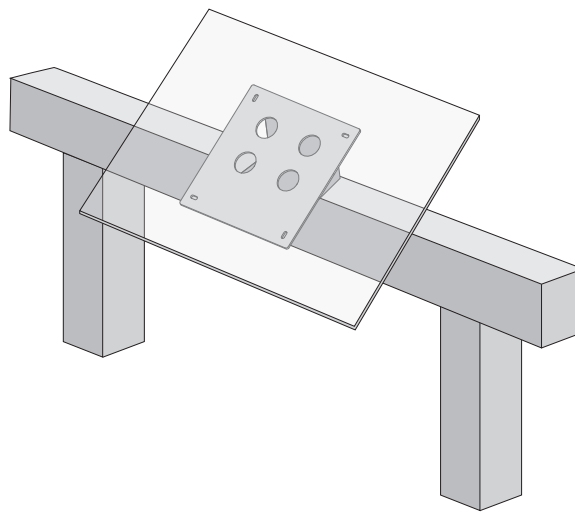
Rail Mount

All Aluminum Construction



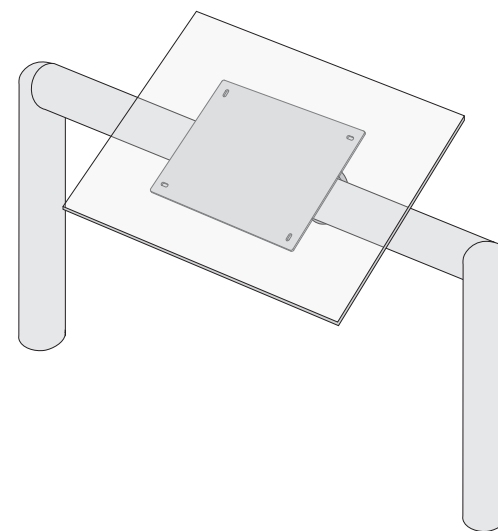
Thru Rail Mount - Square or Rectangle Metal Rails

- **For square & rectangle rails fences**
- **Hardware** installs under the main run of the railing.



Heel Mount - Wooden Rails

- **For flat or slanted wood railing**
- **Large holes** in face plate to access the mounting holes in the heel
- **Mount plate size determined by panel size.**



Round Metal Railing Mount - Round Rails

- **For round railings**
- **2 clamps needed per rail**
- **Standard Mount Plates**
 - ✓ 6" x 6" ✓ 12" x 18" ✓ 10" x 10"
 - ✓ 12" x 12" ✓ 16" x 20"



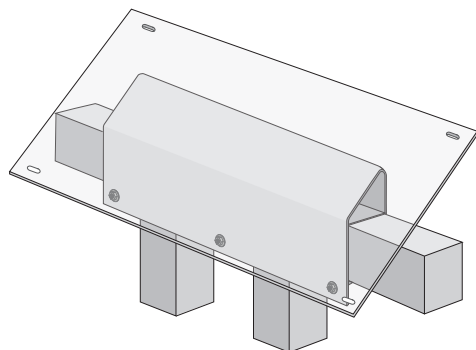
Toll Free 888.464.9663
Local 254.778.0722
Fax 254.778.0938
Email info@izoneimaging.com

izoneimaging.com

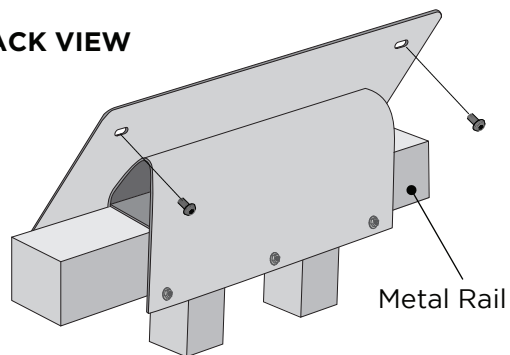
Rail Mount

All Aluminum Construction

FRONT VIEW

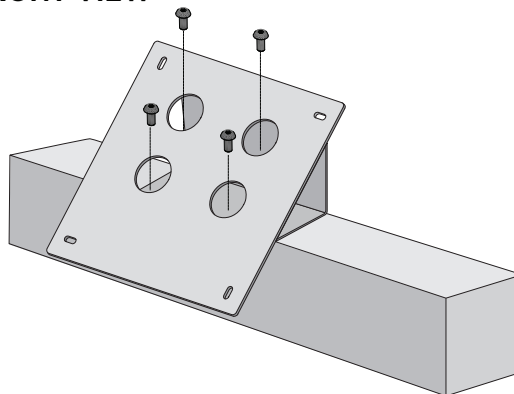


BACK VIEW

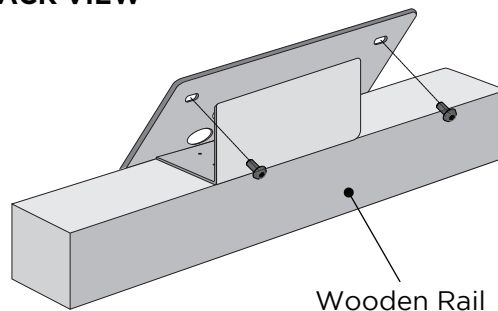


Thru Rail Mount - Square or Rectangle Metal Rails

FRONT VIEW

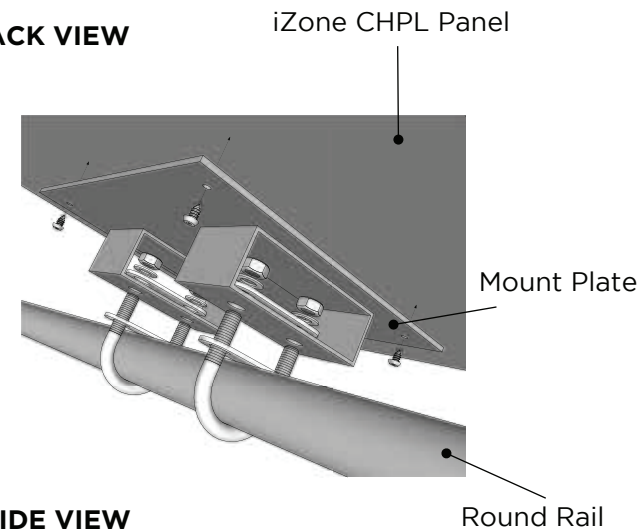


BACK VIEW

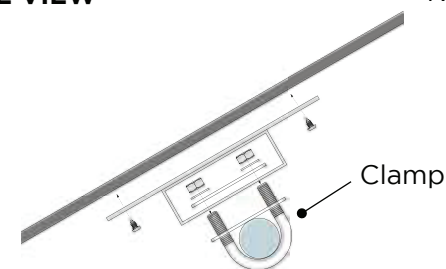


Heel Mount - Wooden Rails

BACK VIEW



SIDE VIEW



Round Metal Railing Mount - Round Rails



Toll Free 888.464.9663
Local 254.778.0722
Fax 254.778.0938
Email info@izoneimaging.com

izoneimaging.com